



Lafayette City Council (REVISED)

Meeting Date: March 11, 2021

Agenda Item: Contract for Parking Lot
and Market Street Sidewalk Project

Requested Council Action:

Consider award of contract.

Staff Recommendation:

Award contract to Haworth, Inc., the lowest responsible bidder.

Background:

As a condition of approval for the new Lafayette Fire Station, a parking lot is required to be constructed at the corner of Fourth and Market Streets. This project is included within project no. 2 on our current Capital Improvement Program (CIP).

The construction of the parking lot was combined with the Market Street sidewalk project, which is listed as project no. 7 on our current CIP. These two projects were combined to attract bidders.

The bids for this project were opened at 2:00 pm on March 9th. Haworth, Inc. was the lowest responsible bidder at \$274,282.72. The engineer's estimate was \$350,000.

Bid results are attached and summarized by Gordon Munro, City Engineer, who recommends award to Haworth, Inc. Also attached for your reference is our current Capital Improvement Program (CIP). This bid is funded by CIP project no. 2, Fire Station and Site Development, and project no. 7, Market Street Sidewalk.

Financial Impact:

Approximately \$300,000 from CIP project nos. 2 and 7.

Alternative:

No practical alternative exists.

Suggested Motion:

"I move to award the parking lot and Market Street sidewalk project to Haworth, Inc. in the amount of \$274,282.72 and authorize the City Administrator to execute the contract and administer the project based on project specifications."



TETRA TECH

March 10, 2021

Mr. Preston Polasek
City of Lafayette
PO Box 55
Lafayette, OR 97127

**Subject: Market Street Sidewalk Improvement Project
Recommendation of Contract Award**

Dear Preston:

Attached is the bid tabulation for the Market Street Sidewalk Improvement Project which was opened using a virtual platform at 2:00 PM on March 9, 2021. This project includes two schedules: Schedule 1 – Sidewalk from 5th St. to 7th St. on the west side of the street; Schedule 2 - Parking lot at 4th St. and Market, and half street improvements along the parking lot up to 5th St.

Five bids were received. One bidder, Jackson Industries, did not provide the first-tier form so the bid cannot be considered. The other four bids were responsive. Math errors were found in the bid from three bidders (corrected numbers shown in yellow on the bid tab), but it did not affect the bid order. The bids have been arranged in order from the low bid to the high bid.

The apparent low bidder was Haworth Inc. at \$274,282.72. Haworth Inc. appears to have sufficient experience and expertise to successfully complete the project. We have checked the Oregon Construction Contractors Board website for debarment and have checked references. The contractor is in good standing and the references check out. The engineers estimate was \$350,000.

Based on the above, Tetra Tech recommends the City award the Market Street Sidewalk Street Improvement project to Haworth, Inc. for the bid amount of \$274,282.72.

Please call if you have any questions about this material.

Sincerely,
Tetra Tech, Inc.

A handwritten signature in black ink, appearing to read 'Gordon A. Munro'.

Gordon Munro, P.E.
Project Manager

Attachment
c: *Central Files*

CITY OF LAFAYETTE - Market Street Sidewalk Project

BID OPENING - March 9, 2021 at 2pm at the Lafayette City Hall via Teams

BID TAB

Rank	CONTRACTOR	TIME	ADD.			First Tier Form	Schedule 1 - 7th to North of 5th	Schedule 2 - 4th to North of 5th	TOTAL
			#1	#2	Bid Bond				
1	Haworth Inc.	1:14	x	x	x	x	\$67,648.90	\$206,633.82	\$274,282.72
2	Pleasant Hills Development	10:41	x	x	x	x	\$116,523.16	\$209,601.84	\$326,125.00
3	Lawson Corp	1:41	x	x	x	x	\$110,064.25	\$266,345.00	\$376,409.25
4	Brown Contracting	1:47	x	x	x	x	\$119,760.00	\$299,795.00	\$419,555.00
5	Jackson Industries	1:42	x	x	x		\$171,086.50	\$285,968.50	\$457,055.00

City of Lafayette
FY 2021 Capital Improvement Program
Amended September 10, 2020 and February 11, 2021

*	Project	Fund	Estimate
1	Third Street Improvements with Hwy 99W Rebuild, \$130,000: City costs associated with ODOT work, including two 8" water main crossings of Third Street.	Water	\$65,000
		Street	65,000
2	Fire Station and Site Development, \$3,238,000: Construct and equip the Lafayette Fire Station, including a parking lot at 4th/Market streets.	Fire Station Fund	3,013,000
		Fire Capital Equipment	200,000
		GF - Admin	25,000
3	Transportation SDC Update, \$2,000: Completion of updates to the CIP, engineering methodology, and SDC fee.	Street SDC	2,000
4	Water Risk Assessment and Emergency Plan Phase 1/2, \$25,000: Per EPA, the assessment is due 6/30/21 and the plan is due 12/31/21.	Water	25,000
5	Sewer Upgrade at Monroe/4th streets, \$50,000: New manholes (2) and force main improvements.	Sewer Fund	10,000
		Sewer SDC	40,000
6	Annual Biosolid Beneficial Use Program, \$130,000: Dredge lagoon and apply approx. 150 dry tons at local farms.	Sewer	130,000
7	Market Street Sidewalk, \$130,000: Sidewalk on west side from 5th to 7th, to be combined with the Fire Station Parking lot project.	Street SDC	130,000
8	Mainline Meters, Chlorine Booster, and Dechlorination Station, \$200,000: Install a booster pump station, a dechlorination facility at the reservoir, and meters.	Water	60,000
		Water SDC	140,000
9	Water Intertie and Pump Station, \$130,000: Final construction, generator, and automated controls for water and wastewater systems.	Water	115,000
		Sewer SDC	15,000
10	Madison Street, \$130,000: Improve west side from 3rd to 4th streets.	Street SDC	130,000
11	Digital Reader Board for City Hall, \$35,000: Replace existing message sign at City Hall after Planning Commission approval.	General - Admin	35,000
12	Parks Improvements, \$15,000: Various park improvements including ASD Park and finishing the Vets Park design.	Parks SDC	15,000
13	Traffic Signage Phase 1/2, \$10,000: Replace directional and traffic signage in the City.	Street	10,000
14	Pedestrian Crossings \$60,000 for FYs 2021 and 2022: Button-activated crossings on South Madison and Bridge/Third streets.	Street SDC	60,000
15	Water Main Relocation, \$850,000: Third Street main and services in advance of ODOT rebuild in 2021.	General - Admin	850,000
16	Water Meter Replacements, Phase I, \$40,000: The first of five phases to replace meters citywide.	Water	20,000
		Sewer	20,000
TOTAL			\$5,175,000

*Projects are listed in non-chronological and non-prioritized order.

CIP Totals by Fund	
Fire Station Bond	\$3,013,000
General - Admin	910,000
Fire Capital Equipment Fund	200,000
Sewer	160,000
Sewer SDC	55,000
Water	285,000
Water SDC	140,000
Street	75,000
Street SDC	322,000
Parks SDC	15,000
TOTAL	\$5,175,000

FY 2021 Capital Improvement Program Descriptions

1. **Third Street Improvements with Hwy 99W Rebuild (\$130,000)**
City costs associated with ODOT work, including two 8" water crossings of Hwy 99W at Adams and Market streets. Three replacement fire hydrants and one new hydrant are also included for Third Street.
2. **Fire Station and Site Development (\$3,238,000)**
Construct and equip the Lafayette Fire Station, including a parking lot at 4th/Market streets. The adjacent sidewalk improvements are built to commercial standards.
3. **Transportation SDC Update (\$2,000)**
Begun in FY 2020, completion of the update of the transportation master plan for capital improvements, establish the engineering methodology, and adjust the SDC fee.
4. **Water Risk Assessment and Emergency Plan Phase 1/2 (\$25,000):** Per EPA for all public water systems, the assessment is due 6/30/21 and the plan is due 12/31/21.
5. **Sewer Upgrade at Monroe/4th Streets (\$50,000)**
The project will provide two new manholes and a rerouting of the force main.
6. **Annual Biosolid Beneficial Use Program (\$130,000)**
Dredge lagoon apply approximately 150 dry tons at local farms.
7. **Market Street Sidewalk (\$130,000)**
Sidewalk on the west side of Market Street from mid-block on 4th to 7th streets. This improvement to be combined with the Fire Station parking lot project for bidding purposes.
8. **Mainline Meters, Chlorine Booster, and Dechlorination Station (\$200,000)**
Install two transmission line vaults and meters, a chlorine booster facility for the intertie to McMinnville/Dayton, and a dechlorination station at our reservoir.
9. **Water Intertie and Pump Station (\$130,000)**
Final construction, generator, and automated controls for water and wastewater systems.
10. **Madison Street (\$130,000)**
Construct one-half street improvement on the west side of Madison Street from 3rd to 4th streets. Project includes a half-street of base and paving. The City construction contract triggers private development along Madison/3rd streets.
11. **Digital Reader Board (\$35,000)**
Replace existing message sign at City Hall after receiving Planning Commission approval.
12. **Parks Improvements (\$15,000)**
Various park improvements including ASD Park and a design for Veterans Park.

FY 2021 Capital Improvement Program Descriptions

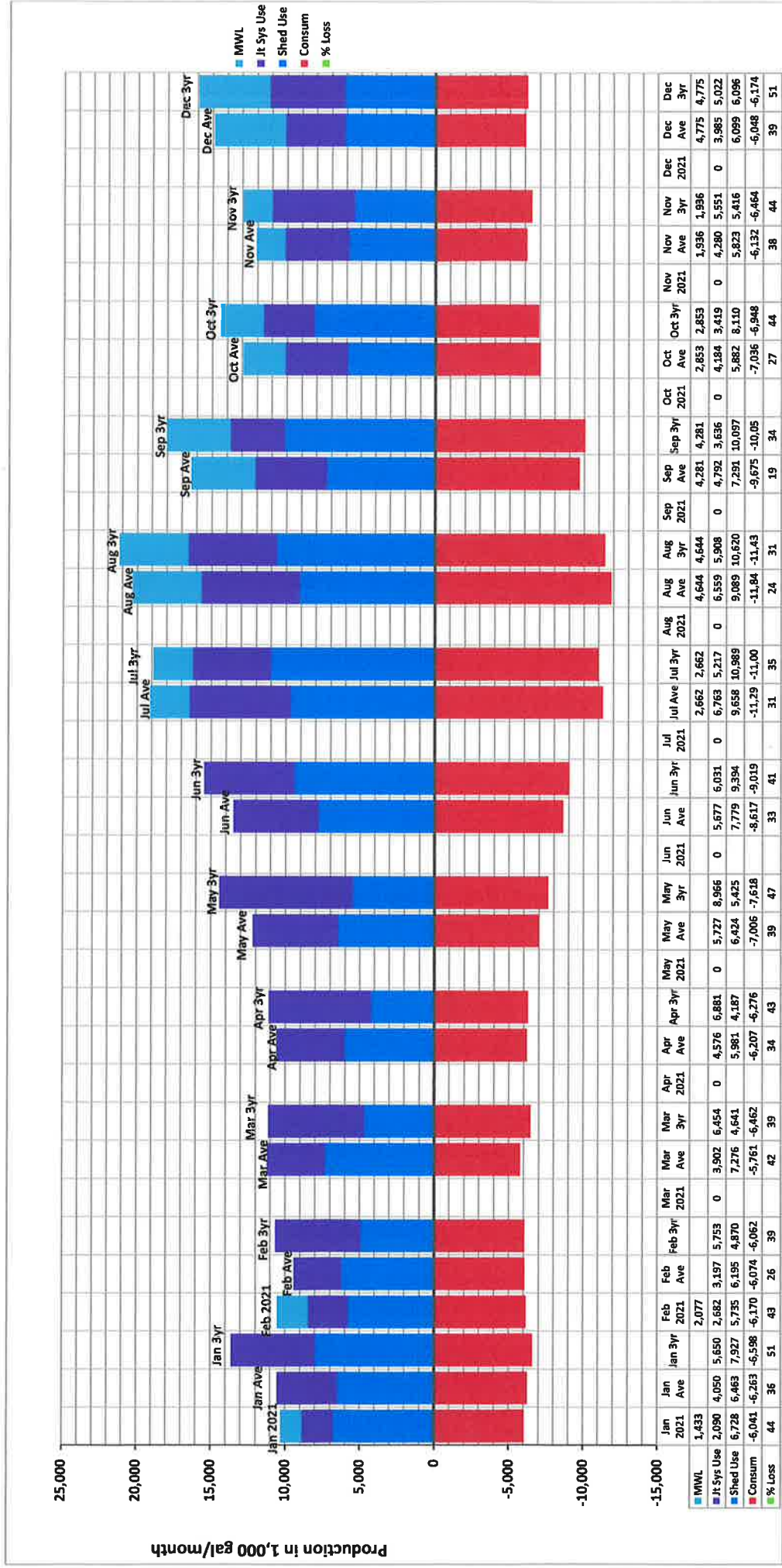
13. **Traffic Signage Phase 1/2 (\$10,000)**
Replace directional and traffic signage throughout the City to meet new standards. The approximate cost to complete both phases is \$25,000.
14. **Pedestrian Crossings for FYs 2021 and 2022 (\$60,000)**
Design and install button-activated, flashing pedestrian crossings on South Madison Street and Bridge/Third streets. The Hwy 99W crossing may require ODOT approval with conditions.
15. **Water Main Relocation (\$850,000)**
The City has a 10" water main in Third Street that must be relocated in several places in advance of the ODOT rebuild of Hwy 99W in 2021. Several water services will also be replaced in areas of the relocation. The design, construction, and project management of this improvement is currently estimated at \$775,000 and includes a 5% construction contingency. This project is paid 100% by ODOT with pledged state and federal funds.
16. **Water Meter Replacements, Phase I (\$40,000)**
The first of five phases to replace approximately 80% of water meters citywide. The estimate cost for all phases is \$270,000. Phase I is implemented to coincide with development of the Meadowbrook subdivision.

2021 Lafayette Water System

Month	Lafayette Watershed Production (in 1,000 gal units)										Lafayette Water Sys Summary (in 1,000 gal units)												
	Blue Bird (BB mtr + ASR)	Lafayette Pringle	Well 1	Well 8	Well 10	Subtract ASR	Blue Bird Overflow	Watershed Total	Reservoir Vault	CP Well	Laf Usage from JT Sys	MWL Usage	Total Usage	Total Billed	Diff (Usage - Billed)	% LOSS	Ppt. Inches	Joint Sys - Laf Mtr	Joint Sys - Dayton Mtr	Diff			
January	12,158	894	422	0	0	6,333	0	7,141	6,728	568	2,090	1,433	10,820	6,041	4,779	44.2	9.93	2,090	1,535	-555			
February	8,847	1,115	1,918	0	0	6,757	0	5,122	5,735	404	2,682	2,077	10,898	6,170	4,728	43.4	5.07	2,682	2,294	-388			
March								0			0		0		0						0		
April								0			0		0		0						0		
May								0			0		0		0						0		
June								0			0		0		0						0		
July								0			0		0		0						0		
August								0			0		0		0						0		
September								0			0		0		0						0		
October								0			0		0		0						0		
November								0			0		0		0						0		
December								0			0		0		0						0		
TOTAL	21,006	2,009	2,339	0	0	13,091	0	12,263	12,463	973	4,772	3,510	21,718	12,210	9,507								
Ave Month Flow, gpm	243	23	27	0	0	152	0	24	144	11	9		42	141	43.8								
Max Month Flow, gpm	281	26	44	0	0	156	0	165	156	13	62		252	143							estimated data		
Permit Rate, gpm	296	32	336			200																	
Month	Lafayette Joint Sys Production (in 1,000 gal units)										Dayton Joint Sys Production (in 1,000 gal units)												
	Well 2	Well 4	Well 5(x1/2)	Well 6	Well 7	Well 8	Well 9	Well 10	Well 11	Well 12	Well 13	Well 14	Well 15	Well 16	Well 17	Well 18	Well 19	Well 20	Well 21	Well 22	Well 23	Well 24	
January	698	946	456	90	2,010	2,090	-81	47.2	43.3	1,072	806	456	0	90	2,244	2,740	-497	52.75	56.7	4,253	4,830	-14	
February	758	1,336	697	105	2,686	2,682	4	45.9	53.5	1,326	1,242	697	0	105	3,160	2,327	833	54.05	46.5	5,846	5,009	14	
March							0																
April							0																
May							0																
June							0																
July							0																
August							0																
September							0																
October							0																
November							0																
December							0																
TOTAL	1,456	2,282	1,153	195	4,696	4,772	-77			2,398	2,048	1,153	0	195	5,404	5,067	337			10,099	9,839		
Ave Month Flow, gpm	17	26	13	2	54	55		46.6	48.4	28	24	13	0	2	10	59		53.40	51.6				
Max Month Flow, gpm	18	31	16	2	62	62		47.2	53.5	31	29	16	0	2	73	63		54.05	56.7				
Permit Rate, gpm	300	300	300					300	300	300	300	300											estimated data

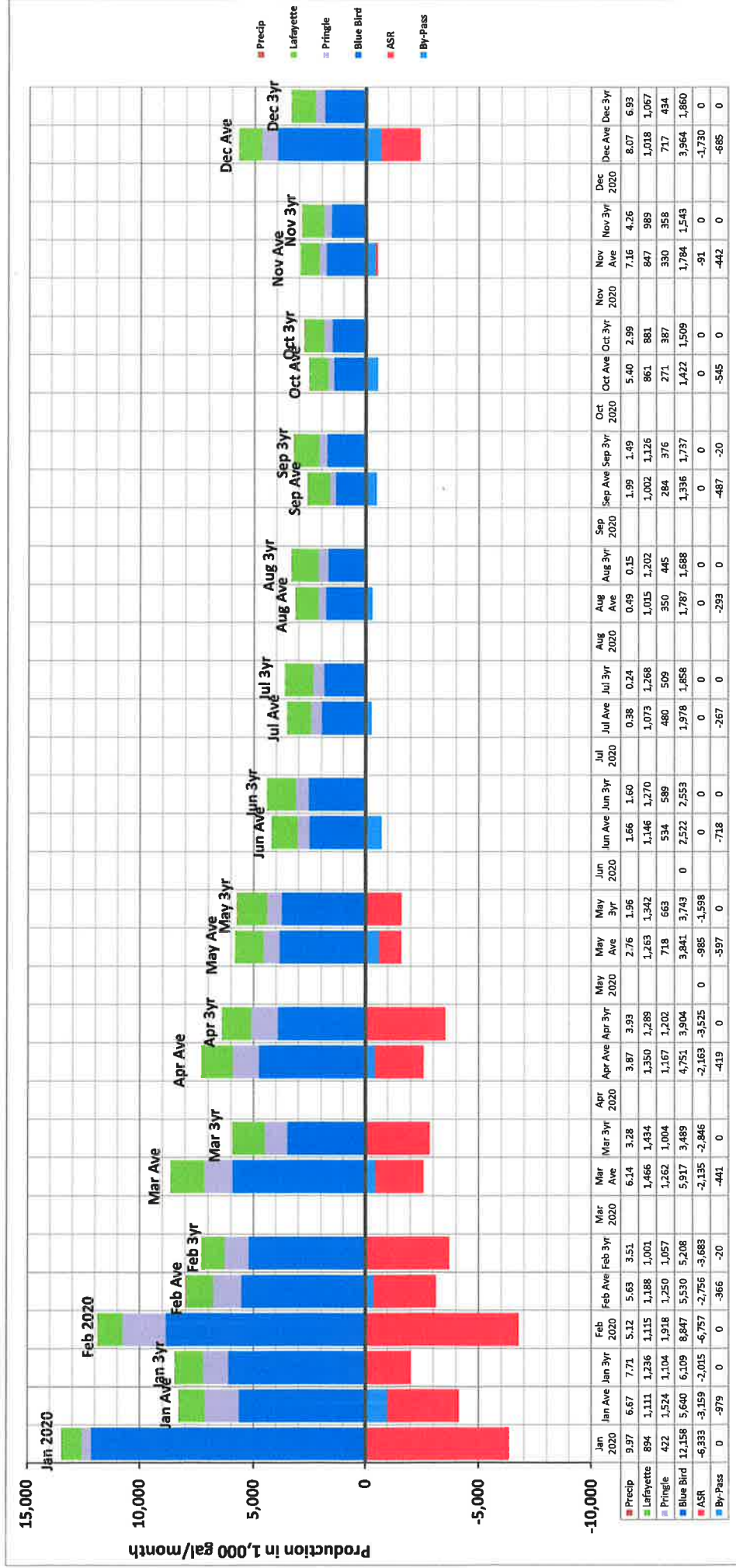
Lafayette Total Usage for 2021

with Average Usage for 2007-2020; 3 Year Average for 2018-2020



Spring Production for 2021

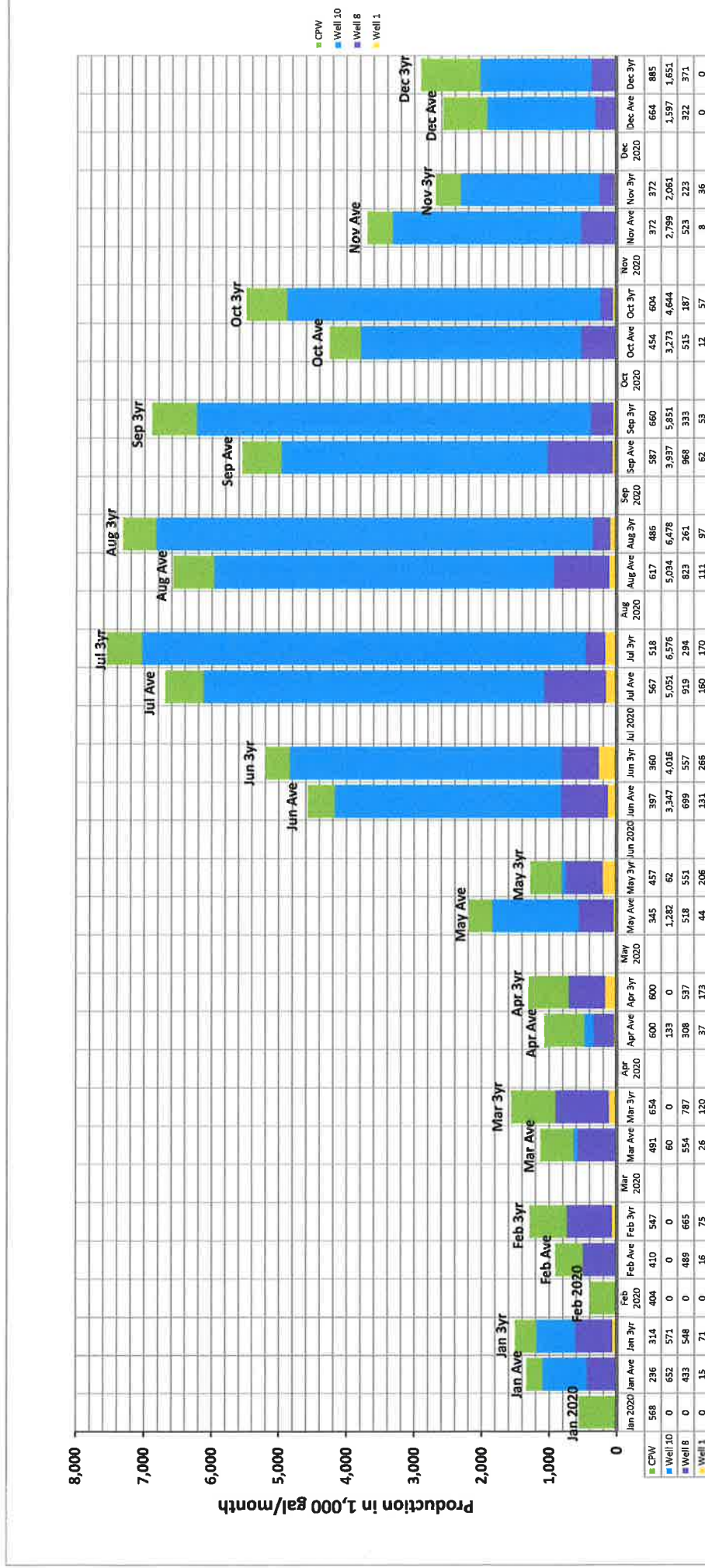
with Average Production for 2007-2020; 3 Year Average for 2018-2020



Watershed Well Production

for 2021

with Average Production for 2007-2020; 3 Year Average 2017-2020



Joint System Well Production for 2021

with Average Production for 2007-2020; 3 Year Average for 2018-2020

